



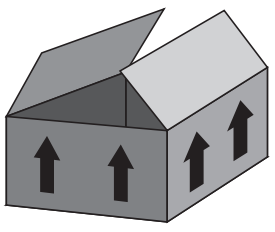
MAN & VAN

REMOVALS

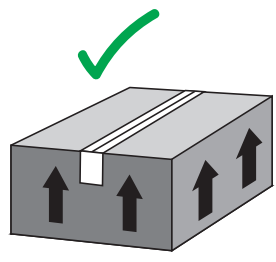
BUSINESS

STORAGE

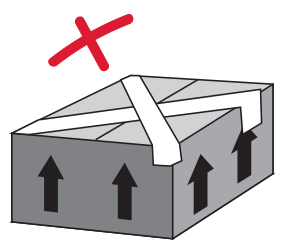
How to build a box



Fold opposite sides



Tape along the joined fold not randomly around the box.



DRAMA FREE PACKING

At Aussie, we offer various sized boxes for different items. Here's some helpful information on what to pack in each.

Wine Box – these have dividers and can be used for glasses and bottles. Take the dividers out and you can use these boxes to pack vinyl records and magazines.

1. Book Box (12" x 18" x 18") – Used for heavy items and fragile contents. Books, paperwork, magazines, glassware, china, ornaments.

2. Standard Box (20" x 18" x 18") – used for slightly larger items, kitchen appliances, coffee machines, toasters etc. Also clothes, ornaments, shoes, dishes, pans, lamps.

3. Large Box (30" x 18" x 18") – used for small side tables and generally lighter items such as duvets, cushions, taller lamps, toys.

4. Wardrobe Box (20" x 18" x 49") – this box is supplied with a hanging rail, so you can leave your clothes on hangers during your move.



- Label each box with general contents, and the room name of where it should be placed in the new property.
- Label each one on the tape, not the box.
- Tissue paper is better to use on small glassware, not bubble wrap.
- Pack lamps separately to other items.
- Don't make the boxes too heavy or too light.

Once you're done, we offer one free box collection within the M25. Please ring the office to arrange this on **020 3405 2000**. Please ensure that the boxes are stored in a dry place ready for collection, any tape has been removed and the boxes are flattened and sorted by box size. Any boxes that have been left outside and are wet are unlikely to be collected.

aussiegroup.co.uk

020 3405 2000

